





DIAGNOSTIC ART PROJECT YEAR 9



Name:

Form:.....

Teacher:.....

Group:.....



Be PROUD of your work!



Always write the date as Monday 16th November 2023



Always write the title and use appropriate Capital Letters.



Always write *classwork* or *home learning* at the top of *margin*.



Always underline with a ruler all dates, titles and headings.



Always write in **black** pen for class work, **green** pen for feedback



Always draw in pencil.

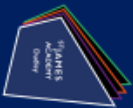


Always use your best *handwriting*.



Always glue in your worksheets.

Securing Life Chances for ALL



THINK AND SPEAK LIKE A...
Artist

An open door to mastering vocabulary. Up the stairs to know more and down the stairs to remember more.....

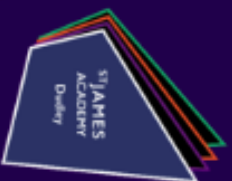
<p><u>Year 7</u> Tone Texture Value Scale Midtone Colour Tint Primary</p>	<p><u>Year 8</u> Portrait Proportion Angles Mark Making Van Gogh Cultural Contemporary Shadow Highlights</p>	<p><u>Year 9</u> Pop Art Vivid Outline Popular culture Graphic Advertising Editorial Hyper realism Ornamentopoeia Pattern Context</p>	<p><u>Year 10</u> Refined Media Ironic Curved Depth Background Foreground Technique Stylised Composition Perspective Symbolism Balance Line quality Realism</p>	<p><u>Year 11</u> Pointillism Critical analysis Mixed medial Installation Minimalism Surrealism Abstract Emphasis Harmony Final piece Historical research Space Narrative Skill life Collage Experimentation Sculpture Photorealism</p>
---	--	---	---	---

METACOGNITION IN MY

CLASSROOM

Based on Barak Rosenshine's
Principles of Instruction

How My Teacher Helps Me Learn.



REVIEWING LEARNING THROUGH DNA

We review our learning daily, this is to help us remember our learning from last week/last month and even last

QUESTIONING ALL LEARNERS

We are asked a lot of questions to help us think harder. We use metacognitive talk and good oracy to express our thinking and responses.



PRESENT NEW MATERIALS USING SMALL STEPS

Our teachers break down information into small steps to help us understand.



MODELLING

We have models and examples which help us understand what a good one looks like.



SUPPORT

Our teachers provide support in different ways to help us complete our work.



GUIDED PRACTICE

Our teachers help us become more confident and to make fewer mistakes through guiding our practice.



AT LEAST 80% SUCCESS RATE

Our teacher encourage us to aim for good success by having a culture of achieving and recognising our success rate.



INDEPENDENT PRACTICE

We complete work by ourselves when we are ready.



METACOGNITIVE PRACTICES

In our lessons, we use:

- Metacognitive talk
- Assessment wrappers
- Planning Time
- Monitoring Time
- Evaluative Time
- Feynman Study Model (KS4)

METACOGNITION

We regularly build our knowledge of metacognition through the tasks we do, our knowledge of self and the strategies that work best for us.

YEAR 9 DRAWING EXAM

NO TALKING.
EXAM CONDITIONS

You have two lessons to draw and shade a leaf.

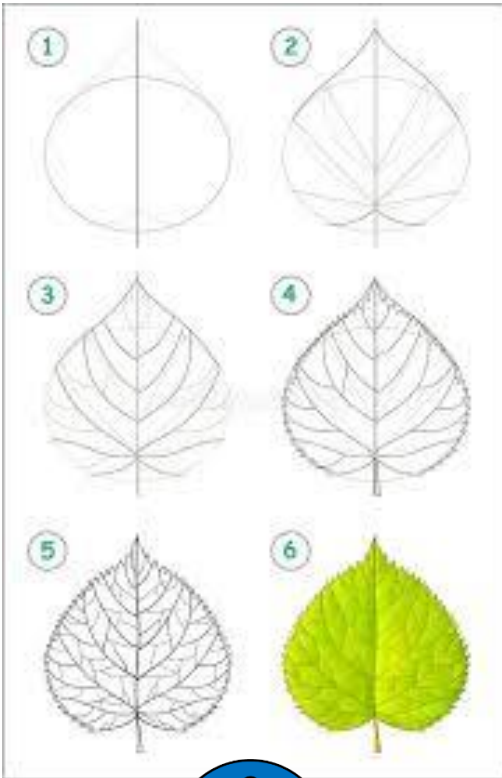
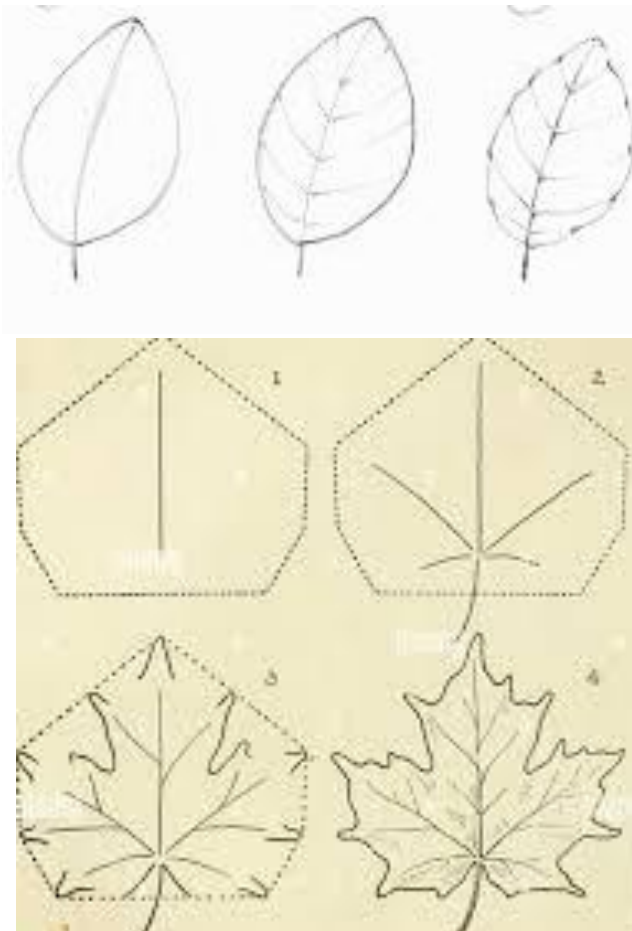
- Fill a piece of A4 paper with your drawing.
- Add detail. For example: Veins & Cells.
- Shading your leaf will help you achieve a higher grade.



Progress Indicators:
Excellent
Leaf looks 3D.
Leaf shaded using Dark, Medium & Light tones.
Shadows & highlights added.



Progress Indicators:
Good
Accurate shape including veins.
Pencil shading: Dark, Medium & Light tones



Glue your drawing of a leaf on this page.

Grade: _____

Elements of Art

These are the basic elements that are used by Artists in creating Art; they are what you use to create an aesthetically pleasing work. When we make Art, we need to understand and apply these seven Elements of Art.



Line

A mark made by a pointed tool such as a brush, pen or stick; a moving point.




Shape

A flat, enclosed area that has two dimensions, length and width. Artists use both geometric and organic shapes.



Color

Is one of the most dominant elements. It is created by light. There are three properties of color; Hue (name,) Value (shades and tints,) and Intensity (brightness.)




Value

Degrees of lightness or darkness. The difference between values is called value contrast.



Form

Objects that are three-dimensional having length, width and height. They can be viewed from many sides. Forms take up space and volume.



Texture

Describes the feel of an actual surface. The surface quality of an object; can be real or implied.







Space

Is used to create the illusion of depth. Space can be two-dimensional, three-dimensional, negative and/or positive.

Brainstorming ideas.

Task: Draw a burger in the centre of your page.


Add the names of as many types of Fast Food as possible.



Effort:

WWW:

EBI:



Effort:

WWW:

EBI:



Use this space to practice your work

Effort:



WWW/:

EBI:

Assessment Feedback

Stick the assessment sheet here.


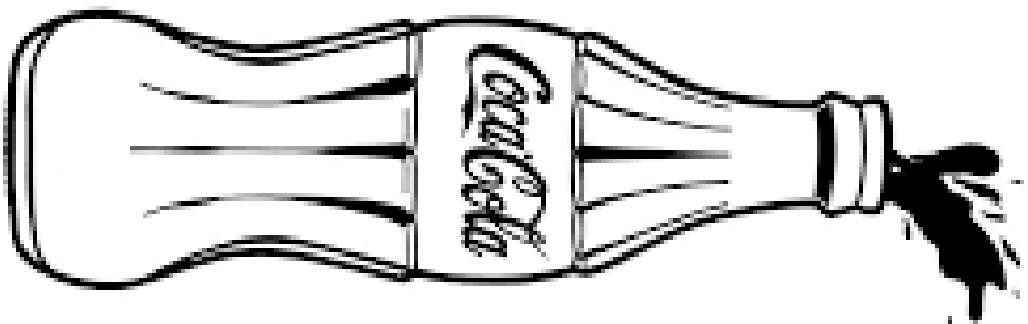
Coca-Cola



Effort:

WWW:

EBI:




Effort:

WWWV:


EBI:



IAN VIGGARS



English Pop artist who paints British sweets and food.
Ian Viggars uses bright, flat colour & black outlines.



Use this space to practice your work

Effort:

WWW:

EBI:

Assessment Feedback

Stick the assessment sheet here.




Glue your Ian Viggars influenced work on this page.

Effort:
WWW:
EBI:







Use this space to practice your work

Draw Dudley Castle.


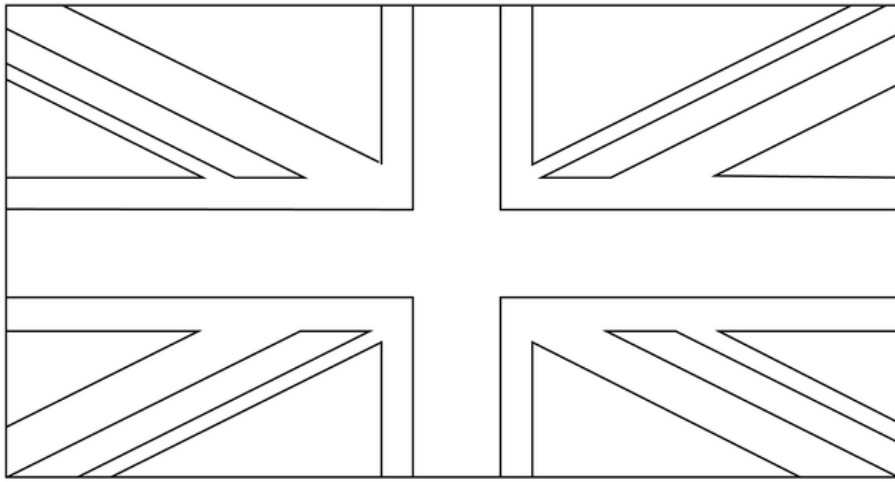
Effort:

WWW:

EBI:

Assessment Feedback

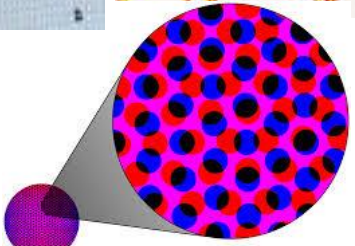

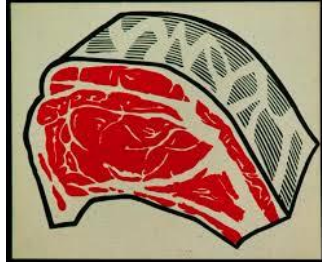


Stick the assessment sheet here.






Dazzle
Alphabet :
Sir Peter Blake
2017

ROY LICHTENSTEIN 1923-1997



← Ben Day dots



Effort:
WWW:
EBI:



Roy Lichtenstein's use of Ben Day dots.

Task:

Use **Ben Day** dots like Roy Lichtenstein

- Collect an eye template and a piece of mesh.
- Tape mesh onto an eye template.
- Use red felt pen to add Ben Day dots.
- Use blue felt pen to complete the eye and tear.
- Add eyeliner and the eyebrow with black felt pen.

- **SKIN: RED DOTS**
- **EYEBALL: BLUE DOTS**
- **OUTLINE: BLACK**





Task: Complete research about Roy Lichtenstein.

Include the following:

- 1:** A title – **Roy Lichtenstein**.
- 2:** A drawing of one of **Lichtenstein's** paintings.
- 3:** Speech bubbles with facts about **Roy Lichtenstein**.
- 4:** **Roy Lichtenstein** Eye.
- 5:** **BEN DAY** dots.




Work like Roy Lichtenstein,
Use Black. White. Red. Blue. Yellow.
Include Ben Day dots.



Ben Day dots





Effort:
WWW:
EBI:

CRUNCH

MMM

YUM

SLURP

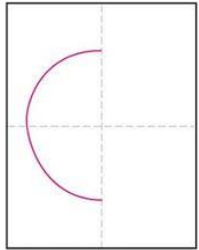
FIZZ

CHOMP

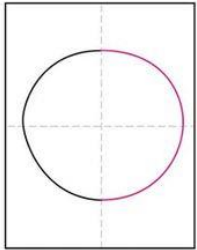
Effort:

WWW:

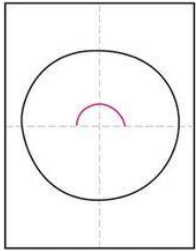
EBI:



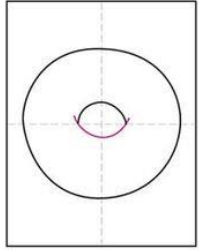
1.



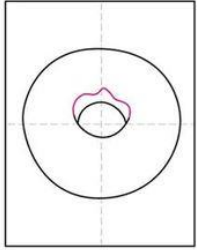
2.



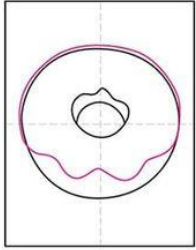
3.



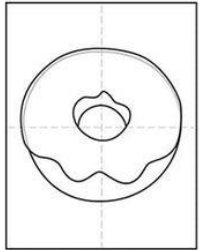
4.



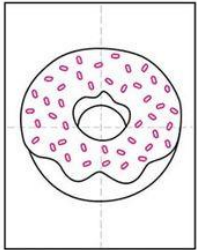
5.



6.





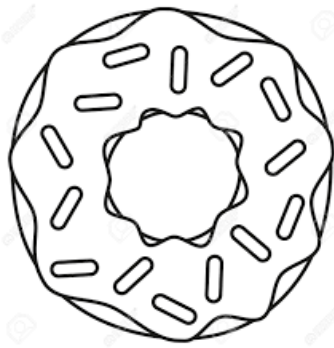
7.



8.



9.



Effort:

WWW:

EBI:

--	--	--	--	--	--	--	--	--

Colour Blending Exercise:

Choose one colour for each line. Work from **DARK** – LIGHT.

Effort:

WWW:

EBI:



Collage doughnut design. Packaging design.

Examples of stitches used.

Written Evaluation.


Effort:

WWW:


EBI:



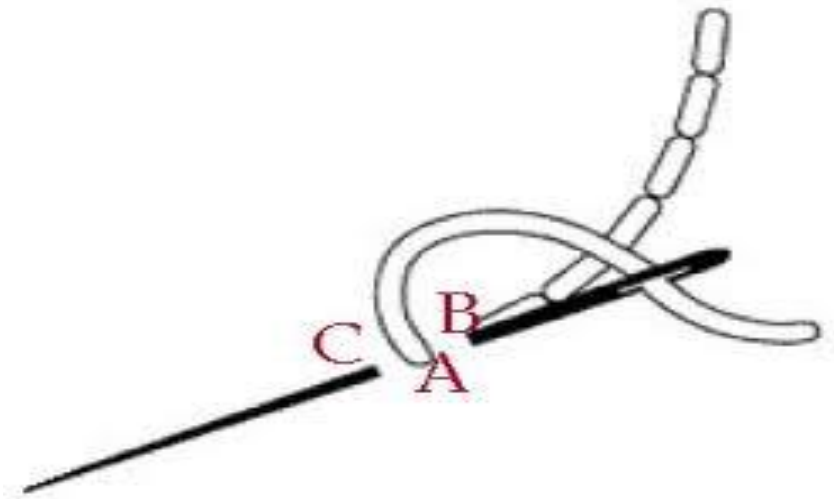
Tacking Stitch



Running Stitch



Back Stitch



Back Stitch

Assessment Feedback

Stick the assessment sheet here.

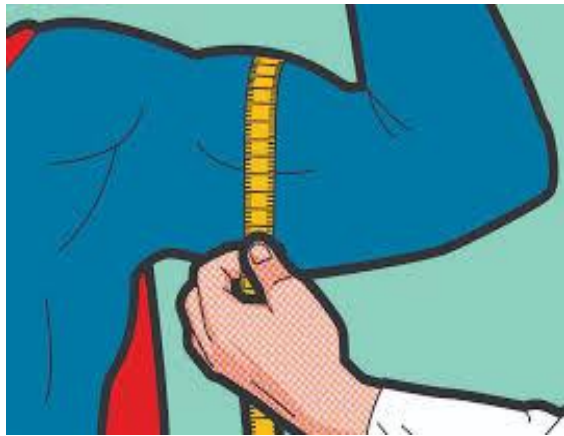
LEON GREG GUILLEMIN

Contemporary French Pop Artist, Greg Guillemain started to paint off duty Superheroes in 2013.


This series of work is titled, The Secret Life of Superheroes.

French artist Guillemain is 55.

He lives in Paris.



**Greg
Guillemain:**
The Secret
Life of
Superheroes



NEW
Information



Effort:

WWW:

EBI:

Use this space to practice your work

Use this space to practice your work

Use this space to practice your work

Use this space to practice your work

Key Words

Pop Art	Self Portrait	Tone	Texture	Value Scale	Pop	Artist
Proportion	Structure	Develop	Art Movement	Highlight	Blending	1960's
Base colour	Mid Tone	Circular motion	Dazzle Alphabet	Template	Angle	Water colour
Warhol	Graphic Words	Illusion	Warm	Cold	Vibrant	Bold
Delicate	Gallery	Intense	Expressive	Layers	Fine Art	Light
Shade	Contemporary	Natural	Photographic	Refined	Stylised	
Branding	Vibrant	Vivid	Speech Bubble	Bunting	Mood	Media
Advertising	Pattern	Culture	Onomatopoeia	Graphite	Collage	Acrylic
Chalk	Sarah Graham	Crayon	Sir Peter Blake	Sculpture	Comic Books	Design
Smooth	Skin tone	Abstract	Monochrome	Rich Tones	Continuous	Iconic
Horizontal	Repetitive	Primary	Ben Day Dots	Neutral	Outline	Curved
Balanced	Focal Point	Angular	Roy Lichtenstein	Creative	Contrast	Depth
Space	Brushes	Font	Negative Space	Colourful	Foreground	Background