

What you need to know

We are doing everything we can to help support you during the Covid-19 crisis. Please follow the guidance below relating to online learning.

We are expecting:

If you are **not** in school and accessing your education from home:

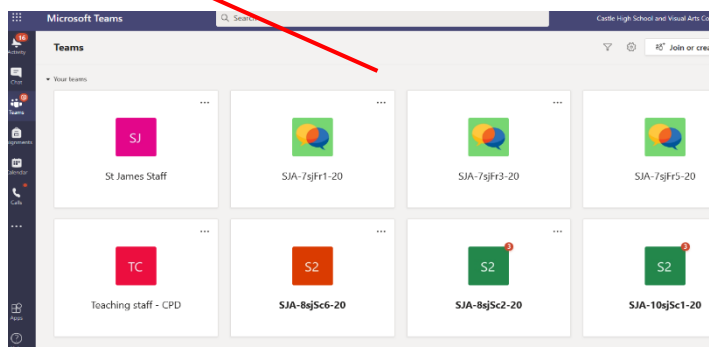
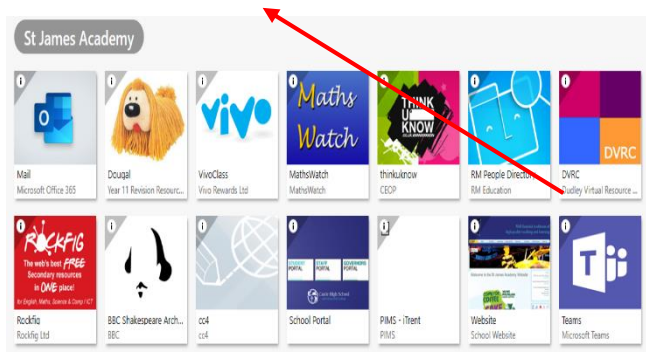
- Where possible, follow the structure of your 'normal' in school timetable. This will allow you to have some structure to your day, engage with a range of different lessons and stay on track.
- **Access your lessons on Microsoft Teams, these will appear as assignments or as a 'live' lesson.** For assignments you should go through the lesson and direct any questions you have about the work via Teams directly to your teacher. Some lessons may be 'live' all details will be supplied by your teachers.

Page 19 of your planner has your log-in details.

- **Complete the consolidation task that has been set by your teacher.** This may be a quiz, a link to another platform, such as Hegarty Maths, or a written question that may need responding to on Teams. Instructions on the task required will be set by your teacher on Teams. The task will relate to your learning and will help us assess your understanding of the work. Teachers will assess your levels of engagement weekly and report this using a 0 – 5 scale. 0 being no engagement and 1 – 5 relating to the effort scores outlined in your learner planner on page 16 – 17.

What you need to do

- Access Microsoft Teams. This can be done via the [St James academy website](#) select 'Distance learning' and then 'Student Portal' this takes you to your RM Unify log in screen. This is the same log in that is used in school and is your email address and password.
Select Teams. You will then see all the Teams you belong to. Select the class that you need to do at the time as allocated on you 'normal' school Timetable.



- Log in details can be found on page 19 of your learner planner. If you need support with passwords or usernames or have issues with computer access, please contact your relevant learning manager or email onlinelearning@stjamesacademy.org.uk
- Access your lessons via Teams and complete consolidation tasks as outlined by your teachers. There will be clear instructions on Teams and your engagement will be rated weekly. 0 being no engagement and 1 – 5 relating to the effort grades as outlined in your learner planner on pages 16 – 17.

To Access an assignment on Teams (is easy!)

- Log on to Teams.
- Click on the class name you wish to access work for.
- Read the **posts** thread to see what work has been set **or** click on the **assignments** tab from the top. Click an assignment and follow the instructions.
- Links to resources, other online platforms and consolidation tasks will be shown on the assignment. Remember to hand in the assignment when done.

Revenue & Profit (Lesson)

Due 30 October 2020 23:59

Instructions


This lesson introduces you to revenue and profit. This is essential for your exam!

Instructions

- Watch the video.
- Complete the handout.
- Create revision cards.
- All tasks are discussed within the video.

When you hand this in, attached the PDF or a photo of it if you have printed it and completed it by hand. Your revision cards can also be attached OR brought into school to save to your own work area.

Reference materials

 Revenue & Profit Handout.pdf

 Revenue & Profit.mp4

A video on accessing Teams and other online learning platforms can be found by visiting.
bit.ly/distanceSJA

Distance Learning Timetable – Outline of the day

Timing	Session	Guidance
8:40 – 9:40	Period 1	<ul style="list-style-type: none"> ○ Complete work on Teams as outlined for your year group. ○ Remember to hand in work via Teams or other platform (e.g. Hegarty Maths) at the end of the lesson.
9:40 – 10:40	Period 2	<ul style="list-style-type: none"> ○ Complete work on Teams as outlined for your year group. ○ Remember to hand in work via Teams or other platform (e.g. Hegarty Maths) at the end of the lesson.
10:40 – 11:00	Tutor Time	<ul style="list-style-type: none"> ○ Year 7 – Year 10: Read a book, newspaper or magazine. ○ Year 11: Read sections from your revision guides (provided by school).
11:00 – 11:15	Break	<ul style="list-style-type: none"> ○ Avoid using devices during your break. ○ Try to get some fresh air in your garden or at a window. ○ If you are hungry, take time to get a healthy snack, such as a piece of fruit.
11:15 – 12:15	Period 3	<ul style="list-style-type: none"> ○ Complete work on Teams as outlined for your year group. ○ Remember to hand in work via Teams or other platform (e.g. Hegarty Maths) at the end of the lesson.
12:15 – 12:45	Lunch	<ul style="list-style-type: none"> ○ Avoid using devices during your lunch. ○ Try to get some fresh air in your garden or at a window. ○ Eat lunch away from where you have been working.
12:45 – 1:45	Period 4	<ul style="list-style-type: none"> ○ Complete work on Teams as outlined for your year group. ○ Remember to hand in work via Teams or other platform (e.g. Hegarty Maths) at the end of the lesson.
1:45 – 2:45	Period 5	<ul style="list-style-type: none"> ○ Complete work on Teams as outlined for your year group. ○ Remember to hand in work via Teams or other platform (e.g. Hegarty Maths) at the end of the lesson.

Notes:

- All learners should follow the suggested format above with subjects shown below. Some lessons may be 'live', some pre-recorded and some via other methods such as Oak Academy or Online Learning platforms. This will be communicated with you via your teachers.
- Lunchtime may be slightly earlier or later than when in school.
- When you are timetabled for PE, you should carry out some physical exercise. You should not be using a device during this time.
- You, your parents or your carers can contact the relevant learning manager or email **onlinelearning@stjamesacademy.org.uk** if there are any issues with accessing work from home.

Remember, every learner will be given a 0 – 5 effort grade **every week** which relates to the effort that has been put into learning outside of school.

May 2021 – Form group timetables - Years 7

		MONDAY					TUESDAY					WEDNESDAY					THURSDAY					FRIDAY				
		M1	M2	M3	M4	M5	T1	T2	T3	T4	T5	W1	W2	W3	W4	W5	Th1	Th2	Th3	Th4	Th5	F1	F2	F3	F4	F5
YEAR 7	7SJ1	L4L	L4L	L4L	L4L	Science	MFL	L4L	L4L	Maths	L4L	PE	DT/ Music	Art	L4L	Maths	Science	L4L	L4L	L4L	Maths	PE	Maths	MFL	L4L	Science
	7SJ2	DT/ Music	L4L	L4L	L4L	Science	MFL	L4L	L4L	Maths	L4L	PE	L4L	L4L	L4L	Maths	Science	L4L	Art	L4L	Maths	PE	Maths	MFL	L4L	Science
	7SJ3	L4L	DT/ Music	PE	L4L	MFL	Science	Art	L4L	Maths	L4L	L4L	L4L	L4L	L4L	Maths	Science	L4L	PE	L4L	Maths	L4L	Maths	Science	L4L	MFL
	7SJ4	L4L	L4L	PE	L4L	MFL	Science	L4L	L4L	Maths	L4L	L4L	Art	L4L	L4L	Maths	Science	DT/ Music	PE	L4L	Maths	L4L	Maths	Science	L4L	MFL
	7SJ5	Maths	PE	L4L	MFL	L4L	L4L	Art	Science	L4L	Maths	L4L	PE	Maths	MFL	L4L	L4L	Science	DT/ Music	Maths	L4L	L4L	L4L	L4L	Science	L4L
	7SJ6	Maths	PE	Art	MFL	L4L	DT/ Music	L4L	Science	L4L	Maths	L4L	PE	Maths	MFL	L4L	L4L	Science	L4L	Maths	L4L	L4L	L4L	L4L	Science	L4L
	7SJ7	Maths	PE	L4L	MFL	L4L	L4L	L4L	Science	L4L	Maths	DT/ Music	PE	Maths	MFL	L4L	L4L	Science	L4L	Maths	L4L	Art	L4L	L4L	Science	L4L

- Follow lessons that your form group would normally have if you were in school
- All lesson details will be on Teams.
- Lessons will be a mix of pre-recorded sessions, video, independent study and 'live' lessons. Details of all 'live' lessons will be communicated directly by your teacher via Teams.
- In addition to individual work set by teachers on Teams all learners have access to: Hegarty Maths (Maths), Century Tech (Maths, English, Science, Sport and Business), GCSE Pod (lots of subjects suitable for all learners not just those doing their GCSEs) and Bedrock Vocabulary (literacy), all should be used to enhance you learning.
- If you are unsure of any of your passwords, please contact your relevant learning manager or email: onlinelearning@stjamesacademy.org.uk